

ST300KT15




High-Pressure Washer



Heavy-duty high-pressure cleaning performance for professional industrial applications.



TECHNICAL SPECIFICATIONS

 Motor Voltage	380V - 50Hz
 Motor Power	9000 W
 Motor Speed	1450 rpm
 Maximum Pressure	300 bar / 4350 psi
 Motor Type	Induction
 Maximum Flow	15 L/min / 3.963 gpm



9000 W

Motor Power



300 bar

Maximum Pressure



15 L/min

Maximum Flow



1450 rpm

Motor Speed



Induction

Motor Type